




















## DESCRIPTION OF CRAPE MYRTLE TREES

**CRAPE MYRTLE** (*Lagerstroemia* spp.) – Small, flowering, deciduous tree blooms in summer and early autumn. Picturesque form and attractive trunk. Grows best in **full sunlight**. Highly tolerant of most growing conditions except shade. Easy to grow, but sooty mold and aphids sometimes a problem. Lightly tip-prune in late summer to induce rebloom. Care should be taken not to overprune – an error commonly made by gardeners. Blooms in various colors depending on variety.







### DWARF 2-5'

- |                                      |       |  |
|--------------------------------------|-------|--|
| <b>Bellini™ Raspberry (PP#29006)</b> | Dwarf | Compact habit with green foliage and raspberry colored blooms. Resistant to powdery mildew. Mature size 3-4' height and 3-4' width. Zone(s) 6-9.   |
| <b>Cherry Dazzle™ (PP#16917)</b>     | Dwarf | Profuse red flowers. Patented, new release. Mature size 3-5' height and 3-5' width. Zone(s) 6-9.    |
| <b>Pocomoke</b>                      | Dwarf | Low-growing pink flowers in summer. Mature size 2-3' height and 3-4' width. Zone(s) 6-9.    |





### MEDIUM 5-15'

- |                                     |     |   |
|-------------------------------------|-----|---|
| <b>Acoma</b>                        | Mid | White flowers in late June. Splendid 10' high small tree with spreading habit. Mature size 10' height and 10' width. Zone(s) 6-9.    |
| <b>Catawba</b>                      | Mid | Violet blooms. Best of the purples. Mildew resistant. Excellent fall color. Mature size 10-15' height and 8-12' width. Zone(s) 7-9.    |
| <b>Coral Magic (PP#23922)</b>       | Mid | Rounded, dense shrub loaded with salmon-pink flowers. New foliage is reddish. Mature size 6-10' height and 6-10' width. Zone(s) 7-9.                              |
| <b>Ebony &amp; Ivory</b>            | Mid | White blooms against black foliage. Mature size 10-12' height and 8' width. Zone(s) 7-9.    |
| <b>Ebony Fire</b>                   | Mid | Crimson red flowers. Black foliage. Mature size 10-12' height and 8' width. Zone(s) 7-9.    |
| <b>Pink Velour™ (PP#10319)</b>      | Mid | Bright pink flowers. Deep burgundy/wine foliage turning orange in the fall. Mature size 8-12' height and 8-12' width. Zone(s) 7-9.   |
| <b>Purple Magic™ (PP#23906)</b>     | Mid | New growth has a reddish tint and eventually matures to glossy green, setting off the rich purple flowers. Mature size 7-8' height and 7-8' width. Zone(s) 7-9.   |
| <b>Rhapsody in Pink® (PP#16616)</b> | Mid | Dark-wine new growth and soft-pink flowers. New flower buds are formed on old panicles for prolonged bloom. Mature size 10-15' height and 8-12' width. Zone(s) 6-9.    |
| <b>Ruffed Red Magic™ (PPAF)</b>     | Mid | Brilliant red flowers on a dense, compact shrub. Mature size 6-10' height and 6-10' width. Zone(s) 4-7.     |
| <b>Tonto</b>                        | Mid | Bright-red blooms. High mildew and leaf spot resistance. Excellent winter hardiness. Mature size 8-12' height and 8-12' width. Zone(s) 6-9.    |

### LARGE 15-30'

- |                                     |       |   |
|-------------------------------------|-------|---|
| <b>Colorama™ Scarlet (PP#31585)</b> |       | Scarlet-red flowers against gorgeous deep green foliage from summer through fall. Mature size 15-20' height and 8-12' width. Zone(s) 6-9.   |
| <b>Dynamite™ (PP#10296)</b>         | Large | Upright tree with abundant cherry red flowers. Blooms in mid-July. 20' height. Mature size 15-20' height and 10-15' width. Zone(s) 6-9.    |
| <b>Muskogee</b>                     | Large | Light lavender blooms. Broad shape. Mildew resistant. Red-orange fall color. Mature size 15-20' height and 15' width. Zone(s) 6-9.   |
| <b>Natchez</b>                      | Large | Largest-growing white. Distinctive exfoliating, cinnamon-brown bark. Mildew resistant. Mature size 20-30' height and 15-25' width. Zone(s) 6-9.    |
| <b>Sarahs Favorite</b>              | Large | White blooms. Fast grower. Excellent winter hardiness. Mature size 15-25' height and 15-20' width. Zone(s) 6-9.    |



<b>Sioux</b>	Large	Vibrant pink flowers in late July. Has eye catching maroon foliage. Hardy tree. Mature size 15-20' height and 10-15' width. Zone(s) 7-9. 
<b>Tuscarora</b>	Large	Superior coral-pink blooms. Broad, vase shape. Attractive bark. High mildew resistance. Mature size 15-20' height and 15-20' width. Zone(s) 6-9. 
<b>Tuskegee</b>	Large	Broadly spreading with dark-pink flowers summer to fall. New foliage is tinted red, maturing to dark-green. Excellent mildew resistance. Mature size 15-20' height and 15-20' width. Zone(s) 7-10. 
<b>Twilight</b>	Large	Large, moderate-growing tree with dark lavender blooms. Mature size 15-20' height and 15-20' width. Zone(s) 7-9. 

## CRAPE MYRTLE INFORMATION CHART

SCIENTIFIC NAME	TREE	LANDSCAPE USE	GROWTH RATE	PLAN SIZE (HxW)	DECIDUOUS OR EVERGREEN	SEASON OF BLOOM/COLOR	HARDINESS ZONE
Lagerstroemia x fauriei 'Acoma'	Acoma Crape Myrtle	Flower	Medium	10' x 10'	D	Summer, White	6-9
Lagerstroemia indica 'Conlagras' PP#29006	Bellini™ Raspberry Crape Myrtle	Flower	Medium	3-4' x 3-4'	D	Summer, Rose-Pink	6-9
Lagerstroemia indica 'Catawba'	Catawba Crape Myrtle	Flower	Medium	10-15' x 8-12'	D	Summer, Violet-Purple	7-9
Lagerstroemia x 'Gamad I'	Cherry Dazzle™ Crape Myrtle	Flower	Slow	3-5' x 3-5'	D	Summer, Red	6-9
Lagerstroemia x 'Coral Magic'	Coral Magic Crape Myrtle	Flower	Medium	6-10' x 6-10'	D	Summer, Salmon Pink	7-9
Lagerstroemia indica 'Whit II'	Dynamite™ Crape Myrtle	Flower	Medium	15-20' x 10-15'	D	Summer, Cherry-Red	6-9
Lagerstroemia 'Ebony & Ivory'	Ebony & Ivory Crape Myrtle	Flower	Medium	10-12' x 8'	D	Summer, White	7-9
Lagerstroemia 'Ebony Fire'	Ebony Fire Crape Myrtle	Flower	Medium	10-12' x 8'	D	Summer, Dark Red	7-9
Lagerstroemia x fauriei 'Muskogee'	Muskogee Crape Myrtle	Flower	Fast	15-20' x 15'	D	Summer, Light Lavender/Pink	6-9
Lagerstroemia x fauriei 'Natchez'	Natchez Crape Myrtle	Flower	Fast	20-30' x 15-25'	D	Summer, White	6-9
Lagerstroemia indica 'Whit III'	Pink Velour™ Crape Myrtle	Flower	Slow	8-12' x 8-12'	D	Summer, Magenta-Pink	7-9
Lagerstroemia indica 'Pocomoke'	Pocomoke Crape Myrtle	Flower	Slow	2-3' x 3-4'	D	Summer, Dp. Rose-Pink	6-9
Lagerstroemia indica 'Whit VII'	Rhapsody in Pink® Crape Myrtle	Flower	Medium/Fast	10-15' x 8-12'	D	Summer, Soft Pink	6-9
Lagerstroemia 'JM1' PP#31585	Colorama™ Scarlet Crape Myrtle	Flower	Medium/Fast	15-20' x 8-12'	D	Summer, Scarlet Red	6-9
Lagerstroemia 'Purple Magic' PP#23906	Purple Magic™ Crape Myrtle	Flower	Medium	7-8' x 7-8'	D	Summer, Dark Purple	7-9
Lagerstroemia 'PHLAG-VII' Ruffled Red Magic™	Ruffled Red Magic™ Crape Myrtle	Flower	Medium	6-10' x 6-10'	D	Summer, Red	4-7
Lagerstroemia spp. 'Sarah's Favorite'	Sarah's Favorite Crape Myrtle	Flower	Fast	15-25' x 15-20'	D	Summer, White	6-9
Lagerstroemia x fauriei 'Sioux'	Sioux Crape Myrtle	Flower	Fast	15-20' x 10-15'	D	Summer, Vibrant Pink	7-9
Lagerstroemia x fauriei 'Tonto'	Tonto Crape Myrtle	Flower	Fast	8-12' x 8-12'	D	Summer, Red	6-9
Lagerstroemia x fauriei 'Tuscarora'	Tuscarora Crape Myrtle	Flower	Fast	15-20' x 15-20'	D	Summer, Coral Pink	6-9
Lagerstroemia x fauriei 'Tuskegee'	Tuskegee Crape Myrtle	Flower	Fast	15-20' x 15-20'	D	Summer, Dark Pink	7-10
Lagerstroemia indica 'Twilight'	Twilight Crape Myrtle	Flower	Fast	15-20' x 15-20'	D	Summer, Deep-Purple	7-9
Lagerstroemia x fauriei 'Tuscarora'	Tuscarora Crape Myrtle	Flower	Fast	20' x 20'	D	Summer, Coral Pink	4-9
Lagerstroemia indica 'Twilight'	Twilight Crape Myrtle	Flower	Medium	30' x 15'	D	Summer, Purple	4-7

D= DECIDUOUS      E=EVERGREEN      SE=SEMI-EVERGREEN